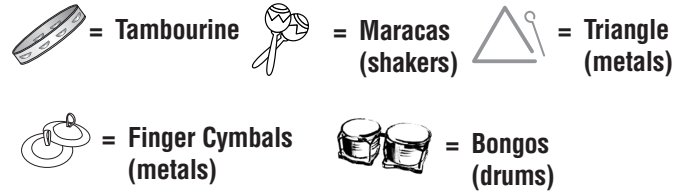


# percussion discussion



Play your instrument when you see its picture.



## Discussin' Percussion

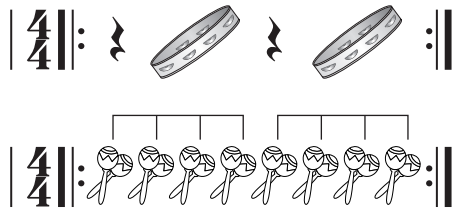
Words and Music by TOM ANDERSON

**INTRODUCTION** 4 measures

### REFRAIN

We're discussin' percussion, we know how to do it.  
Give us a rhythm; we'll play it as one.  
We're discussin' percussion, there is nothin' to it.  
Grab all the instruments and join in the fun.

**VAMP** 4 measures



### VERSE 1

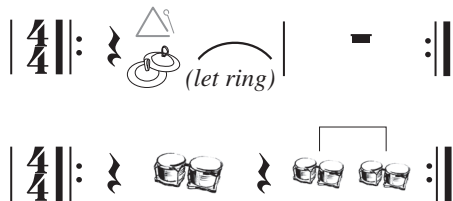
Let's start with tambourines first, now.  
Just play on beats two and four.  
Then add the shakers on eighth notes.  
They seem to do so much more.  
Can you feel the music is steady?  
Don't rush, don't even slow down.  
Get set and get at the ready.  
This is just the start of our sound.



**REFRAIN** (continue tambourines and shakers)



**VAMP** 4 measures (end tambourines and shakers)



### VERSE 2

Next we'll add all the metals.  
Feel free to let their sound ring.  
Bring on the drums, but not all too heavy.  
Play 'em light to hear their hearts sing.  
Are you in to put it together?  
Your part will add to the groove.  
Play it right and stay in the pocket.  
It helps to make the song move.



**REFRAIN** (all percussion play)



**REFRAIN** (all percussion continues)

